

✔ Not in the process of dissolution



Included in the group
"Kernel"



Share dossier

Мої нотатки

Списки та моніторинг 0

Foreign economic activities*

Important. These data can be obtained automatically directly to your accounting system. [Find out more](#)

Operations with separate jurisdictions



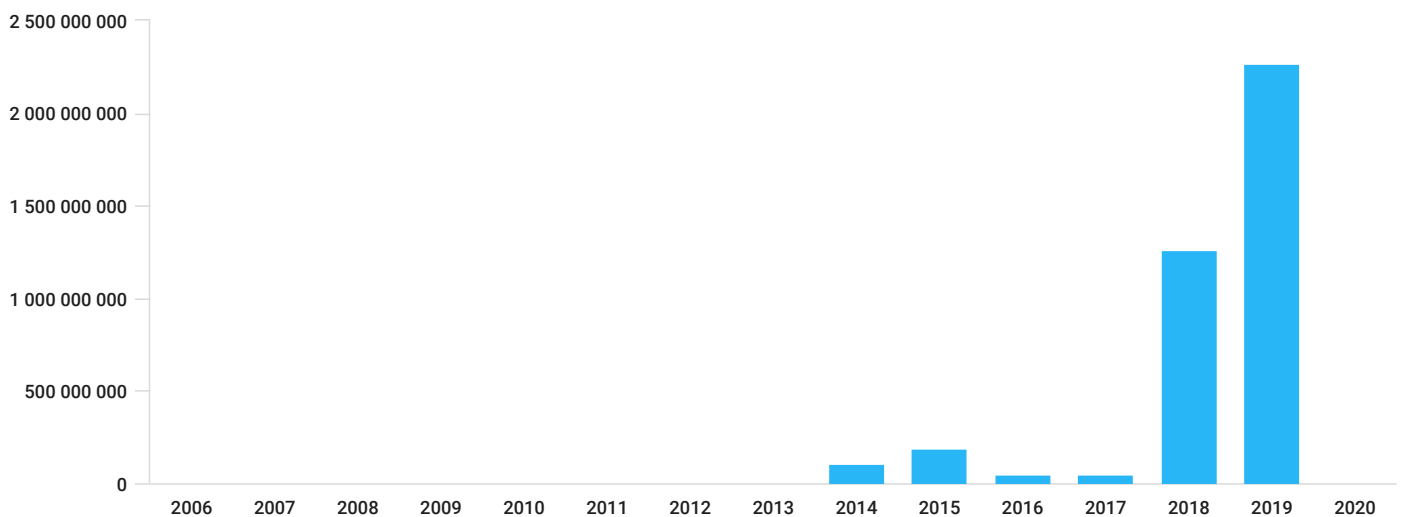
Operations with offshores None

Operations with countries on which sanctions were imposed None

Exports



EXPORT REVENUES




Geography, export



EXPORT REVENUES IN 2019 Y.

2019 2018 2017 2016 2015



SWITZERLAND: more 95%


Country	EXPORT REVENUES	Contractors (quantity)	Operations (quantity)
SWITZERLAND	2 000 000 000 - 2 500 000 000	up to 3	90 - 95

TOP-10 contractors, export



EXPORT REVENUES BY COMPANIES IN 2019 Y.

2019 2018 2017 2016 2015



Company 1: more 95%

Contractors	EXPORT REVENUES	Operations (quantity)
-------------	-----------------	-----------------------

Contractors

EXPORT REVENUES

Operations
(quantity)

Company 1

2 000 000 000 - 2 500 000 000

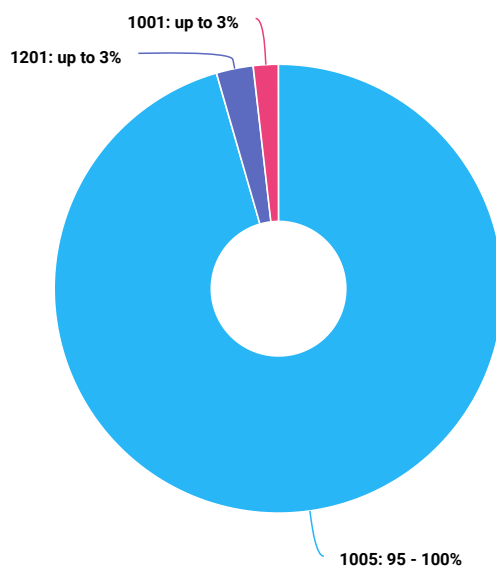
90 - 95

TRADING COUNTRY: SWITZERLAND

Categories of goods, export

EXPORT REVENUES IN 2019 Y.

2019 2018 2017 2016 2015



Ukrainian
classification of
commodities
involved in FEA

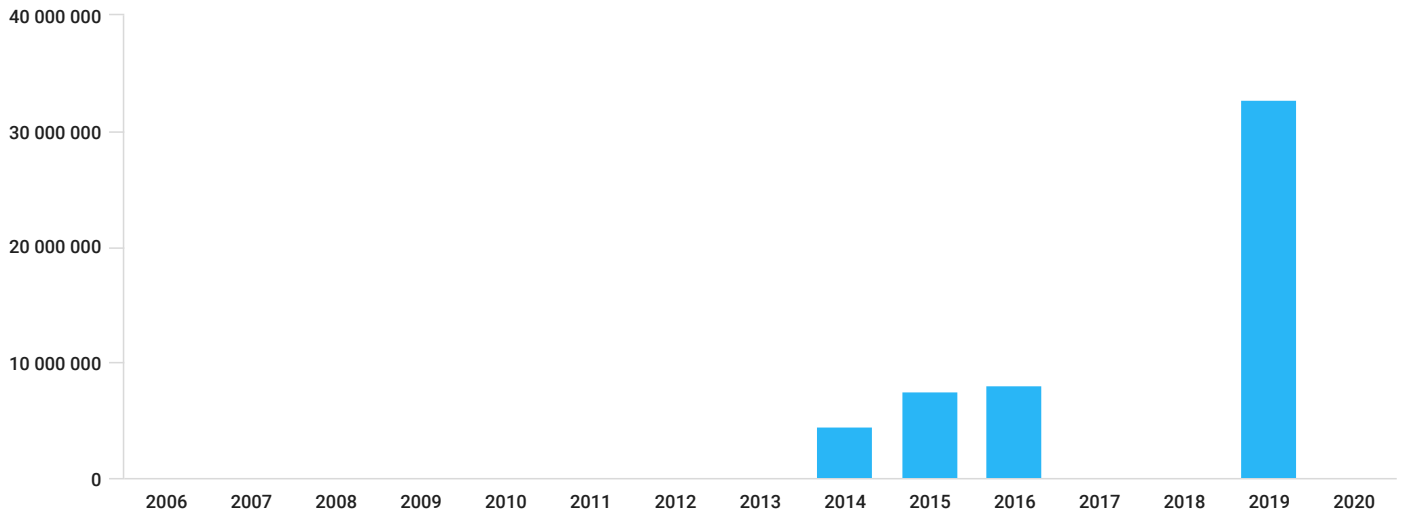
Description

EXPORT REVENUES, UAH.

Ukrainian classification of commodities involved in FEA	Description	EXPORT REVENUES, UAH.
1005	Maize (corn)	2 000 000 000 - 2 500 000 000
1201	Soya beans, whether or not broken	60 000 000 - 65 000 000
1001	Wheat and meslin	40 000 000 - 45 000 000

Imports

IMPORTS




Geography, import



IMPORTS IN 2019 Y.

2019 2016 2015 2014



BELARUS: more 95%


Country	Imports, UAH.	Contractors (quantity)	Operations (quantity)
BELARUS	30 000 000 - 35 000 000	up to 3	10 - 15

TOP-10 contractors, import



IMPORTS BY COMPANIES IN 2019 Y.

2019 2016 2015 2014




Contractors	Imports, UAH.	Operations (quantity)
Company 1 TRADING COUNTRY: BELARUS	30 000 000 - 35 000 000	10 - 15

Categories of goods, import



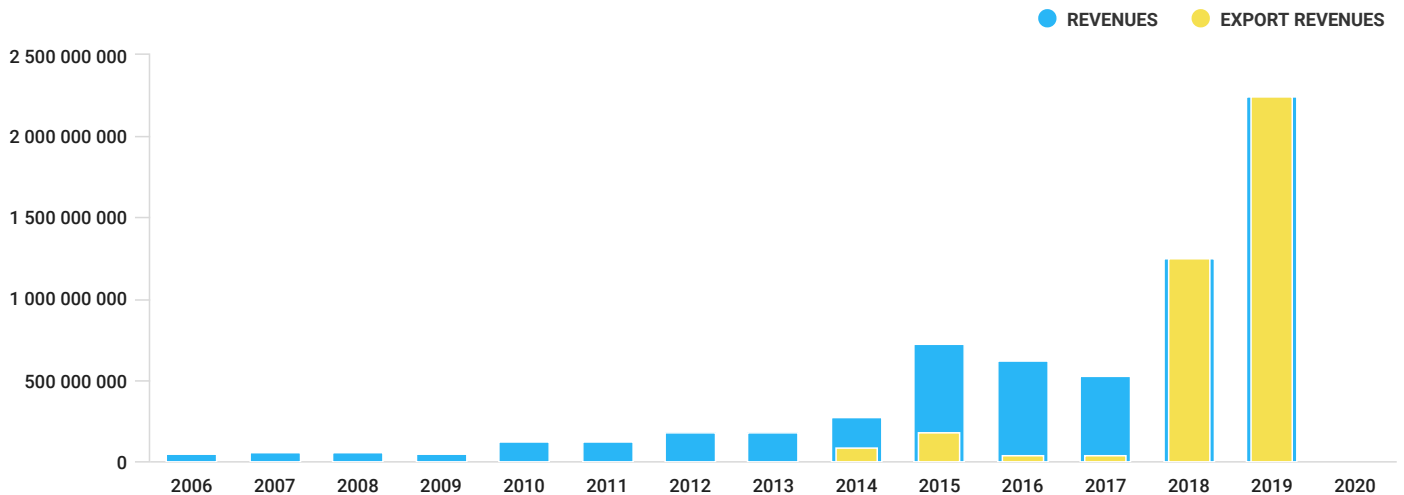
IMPORTS IN 2019 Y.

2019 2016 2015 2014



Ukrainian classification of commodities involved in FEA	Description	Imports, UAH.
3105	Mineral or chemical fertilisers containing two or three of the fertilising elements nitrogen, phosphorus and potassium; other fertilisers; goods of this chapter in tablets or similar forms or in packages of a gross weight not exceeding 10 kg	30 000 000 - 35 000 000

Income, UAH



This analytical indicator shows the share of funds earned as a result of carrying out foreign economic activity in the revenues.

This diagram shows the level of contractor's dependence on the economic situation in the country and risks associated with the termination of export and import operations.

* Note for users!

Analytical information of the "Foreign economic activity" section of the YOUCONTROL System is only advisory. The formation of this data, the streamlining and arrangement of its components, as well as the construction of functional links between it and/or databases (compilations) created on its basis, and/or other data is the result of the work of the special software.

Analytical information of the "Foreign economic activity" section does not replace the existing official information, does not establish any facts or circumstances of legal significance, and cannot be used as expert, auditing, and other official conclusions.

The use of this data by any persons for making managerial, legal, financial, organizational, and any other decisions, actions (or inaction) is carried out by them solely at its discretion, and YOUCONTROL LLC is not responsible for their consequences.