AGRO FIRM BARVINKIVSKA AGRICULTURAL LIMITED LIABILITY COMPANY

СТОВ АГРОФІРМА "БАРВІНКІВСЬКА"

Included in the group "SigmaBleyzer"

FinScore D | MarketScore A

Foreign economic activities

Actual on

Risks

Operations with offshores	None
Operations with countries on which sanctions were imposed	None
Ad hoc sanctions	None

Exports

EXPORT REVENUES

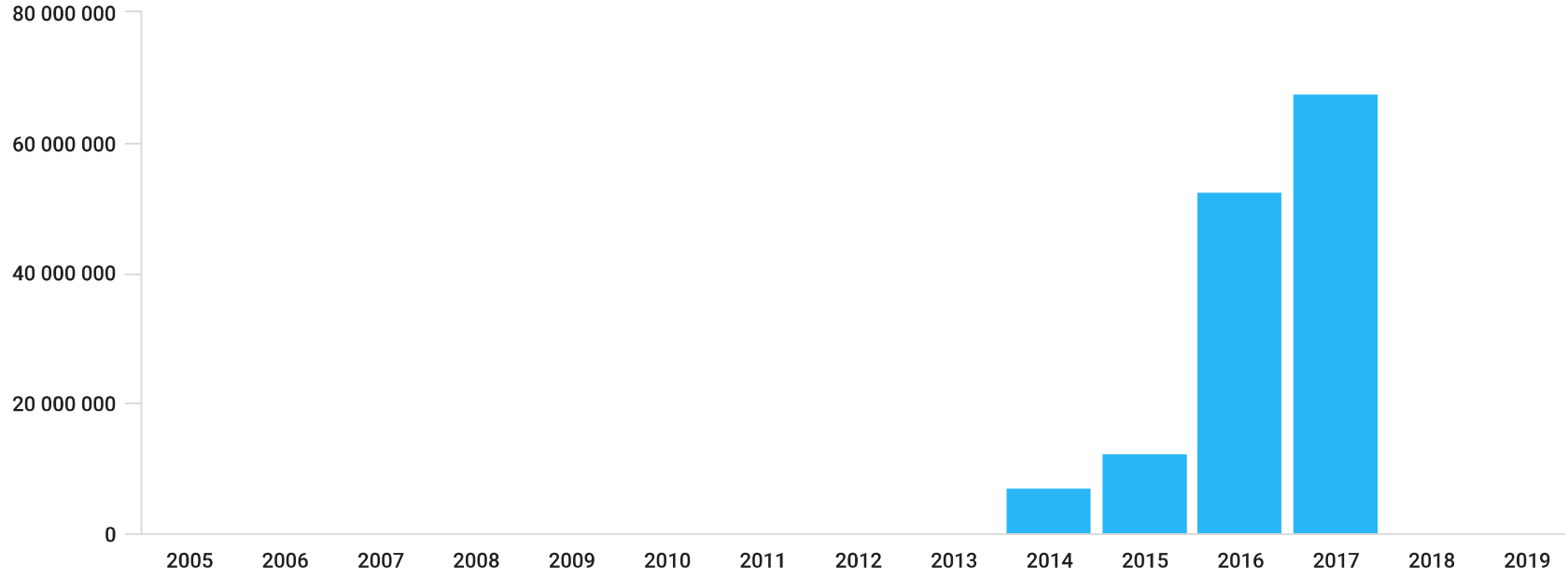

Geography, export

EXPORT REVENUES IN 2017 Y.

2017 | 2016 | 2015 | 2014



Country	EXPORT REVENUES	Contractors (quantity)	Operations (quanti
FRANCE	65 000 000 - 70 000 000	up to 3	25 - 30

TOP-10 contractors, export

EXPORT REVENUES BY COMPANIES IN 2017 Y.

2017 | 2016 | 2015 | 2014



Contractors	EXPORT REVENUES	Operations (quantity)
Company 1 TRADING COUNTRY: FRANCE	65 000 000 - 70 000 000	25 - 30

Categories of goods, export

EXPORT REVENUES IN 2017 Y.

2017 | 2016 | 2015 | 2014

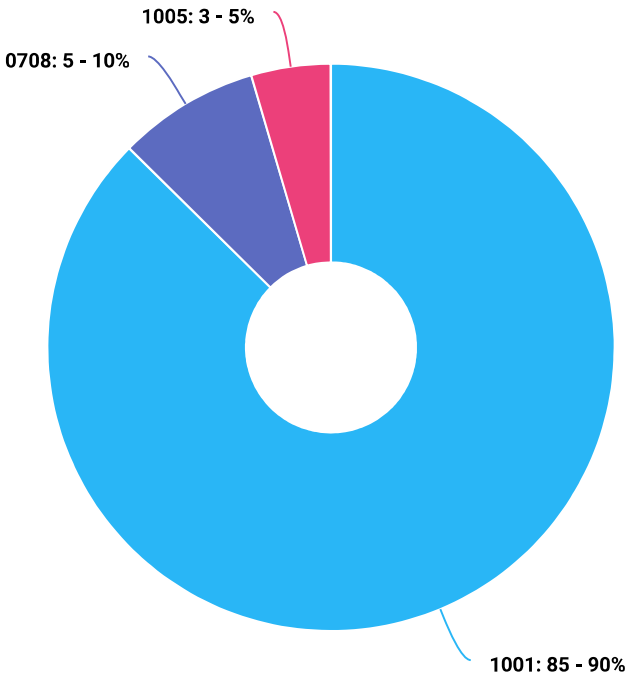

Ukrainian classification of commodities involved in FEA	Description	EXPORT REVENUES, UAH.
1001	Wheat and meslin	60 000 000 - 65 000 000
0708	Leguminous vegetables, shelled or unshelled, fresh or chilled	5 500 000 - 6 000 000
1005	Maize (corn)	3 000 000 - 3 500 000

Income, UAH

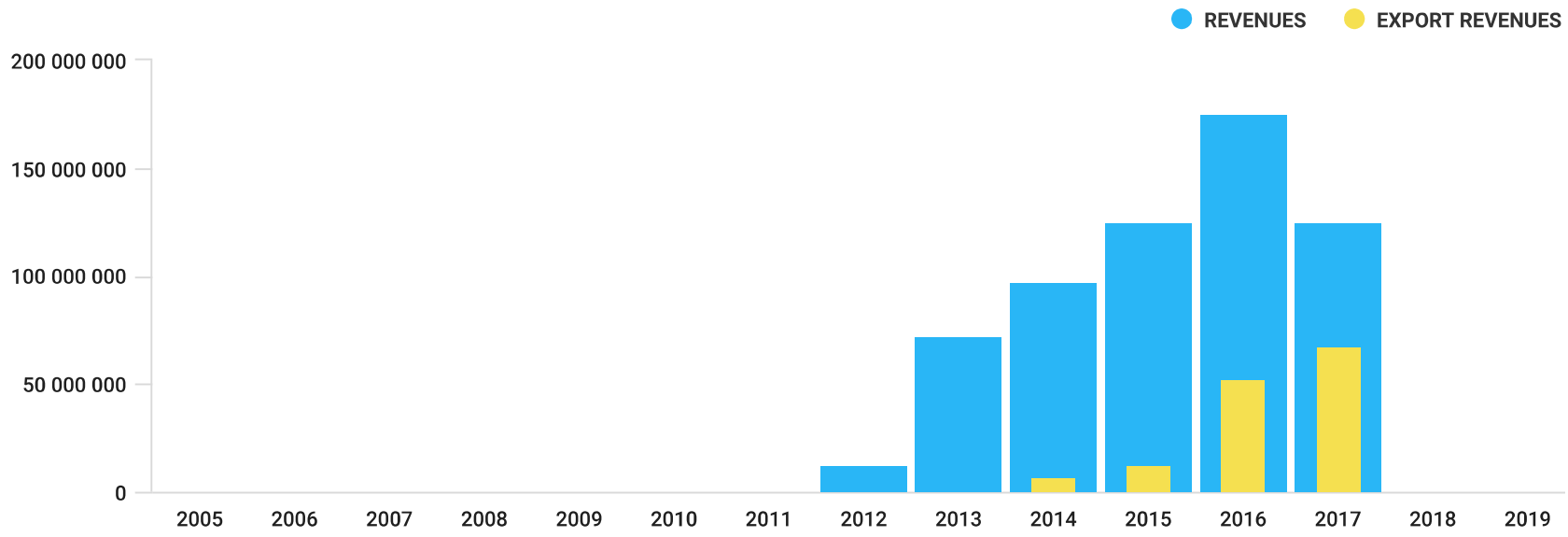

This analytical indicator shows the share of funds earned as a result of carrying out foreign economic activity in the revenues.

This diagram shows the level of contractor's dependence on the economic situation in the country and risks associated with the termination of expo and import operations.