

GUDWELLI UKRAINE LIMITED LIABILITY COMPANY

✔ Not in the process of termination



Belong to the group
[Goodwell Ukraine](#)

Share dossier

My notes
 Lists and monitoring 0

Foreign economic activity *

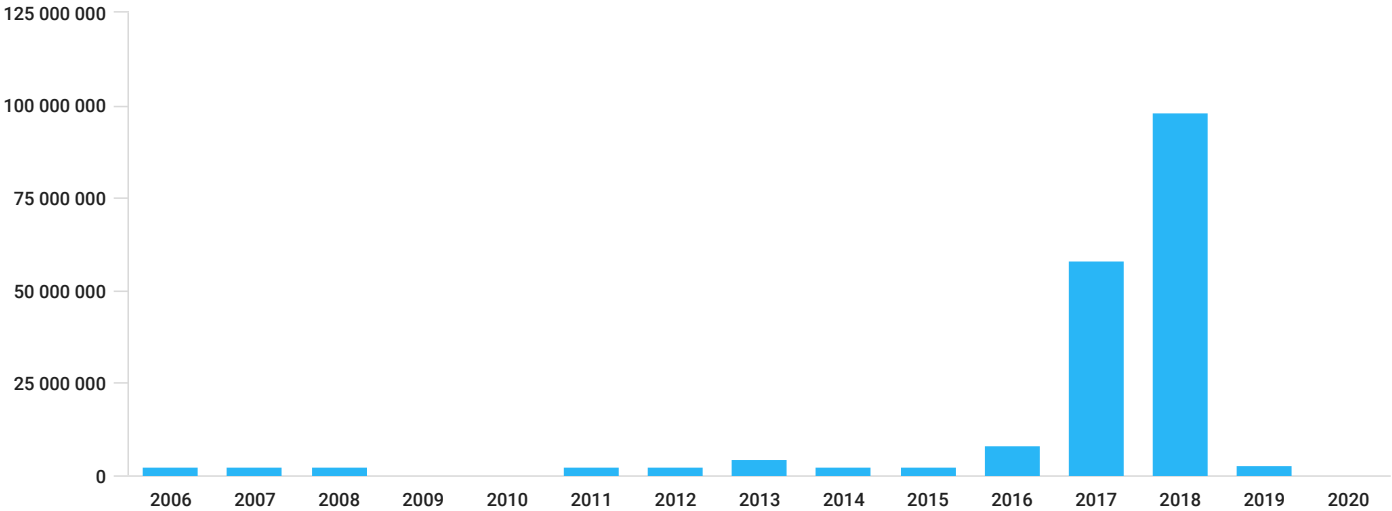
Important information. This data can be obtained automatically directly into your accounting system.
[Learn more](#)

Operations with individual jurisdictions ▼

Offshore operations	Turkey	2015
Operations with countries under sanctions	Missing	

Export ▼

EXPORT INCOME

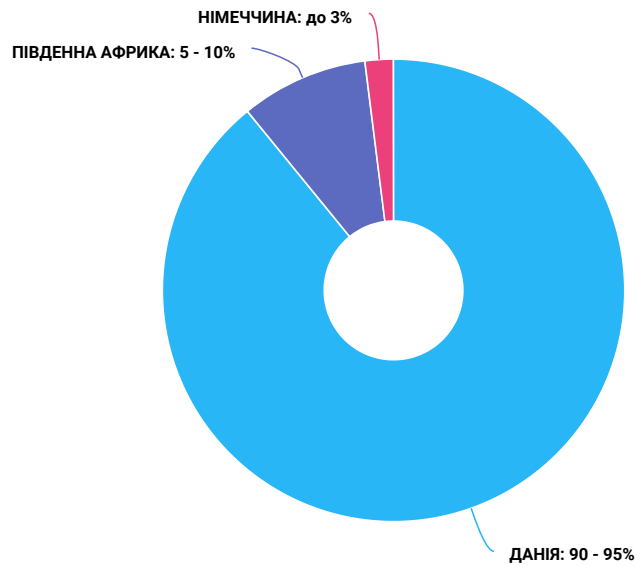


Geography, export



EXPORT REVENUE FOR 2019 P.

2019 2018 2017 2016 2015



Country	Export income	Counterparties (number)	Operations (number)
DENMARK	2,000,000 - 2,500,000	3 - 5	5 - 10
SOUTH AFRICA	200,000 - 250,000	to 3	to 3
GERMANY	up to 100,000	to 3	to 3

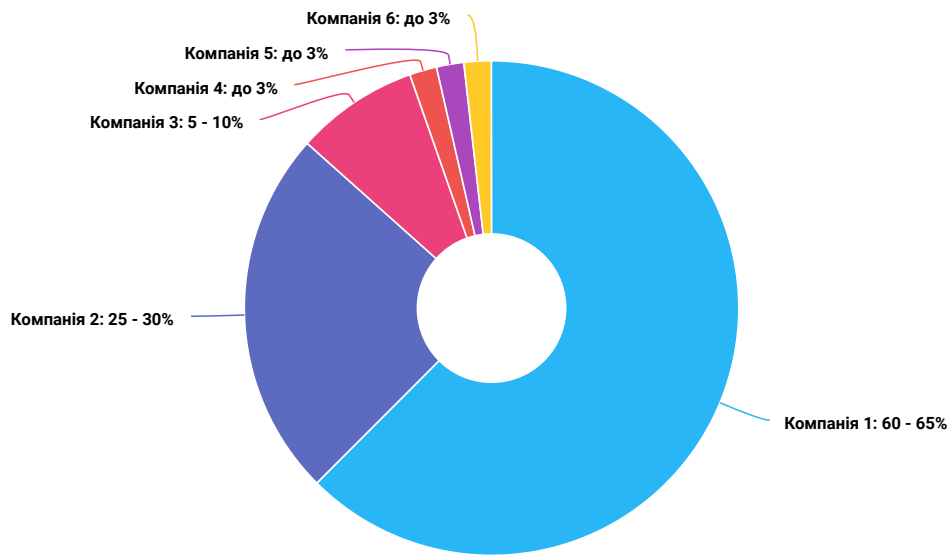
Top 10 contractors, exports



REVENUE FROM EXPORTS BY COUNTERPARTIES IN 2019

2019 2018 2017 2016 2015





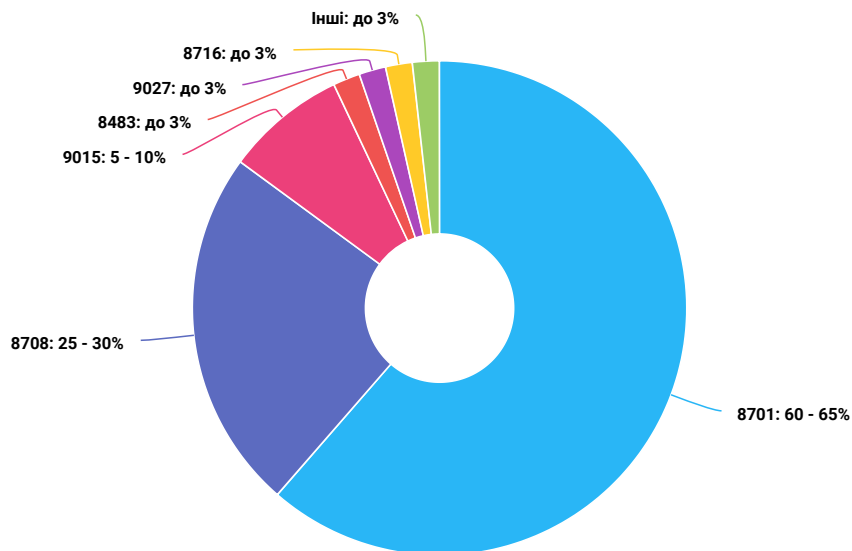
Counterparties	Export income	Operations (number)
Company 1 TRADING COUNTRY: DENMARK	1,500,000 - 2,000,000	3 - 5
Company 2 TRADING COUNTRY: DENMARK	650,000 - 700,000	to 3
Company 3 TRADING COUNTRY: SOUTH AFRICA	200,000 - 250,000	to 3
Company 4 TRADING COUNTRY: DENMARK	up to 100,000	to 3
Company 5 TRADING COUNTRY: GERMANY	up to 100,000	to 3
Company 6 TRADING COUNTRY: DENMARK	up to 100,000	to 3

Categories of goods, export



EXPORT INCOME FOR 2019

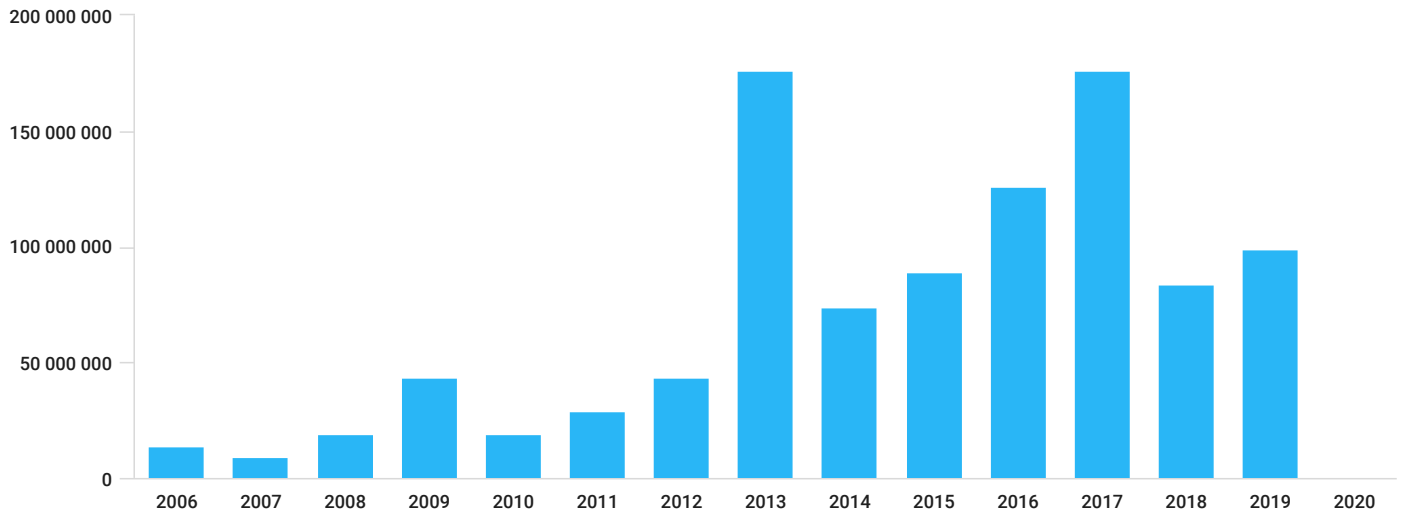
2019	2018	2017	2016	2015	...
------	------	------	------	------	-----



UKTZED	Description	Export income, UAH
8701	Tractors (excl. Tractors of heading 8709)	1,500,000 - 2,000,000
8708	Parts and fittings for motor vehicles of headings 8701-8705	650,000 - 700,000
9015	Topographic (including photogrammetric), hydrographic, oceanographic, hydrological, meteorological or geophysical instruments and instruments, excluding compasses; rangefinders	200,000 - 250,000
8483	Transmission shafts (including cams and crankshafts) and cranks; bearing housings, plain bearings for shafts; gears and gears assembled with shafts; ball or roller screw gears; gearboxes and other speed variators, including torque converters; flywheels and pulleys, including pulleys; couplings and shaft coupling devices (including universal joints)	up to 100,000
9027	Instruments and apparatus for physical or chemical analysis (for example, polarimeters, refractometers, spectrometers, gas or smoke analyzers); instruments and apparatus for measuring or checking viscosity, porosity, expansion, surface tension or the like; instruments and apparatus for measuring or checking quantities of heat, sound or light (including exposure meters); microtomes	up to 100,000
8716	Trailers and semi-trailers; other non-self-propelled vehicles; their parts	up to 100,000
Others	Not specified	up to 100,000

Imports



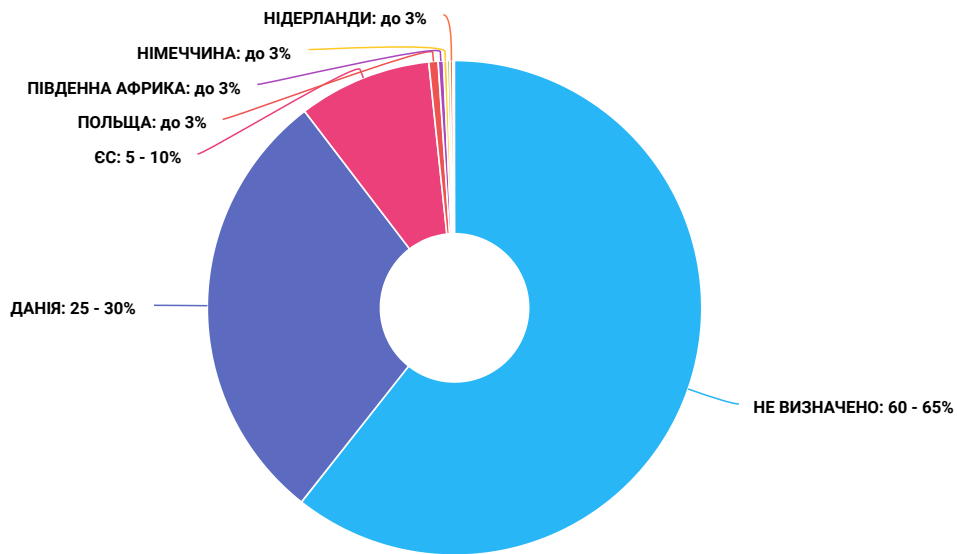


Geography, imports



THE VOLUME OF IMPORTS IN 2019

2019 2018 2017 2016 2015 ...



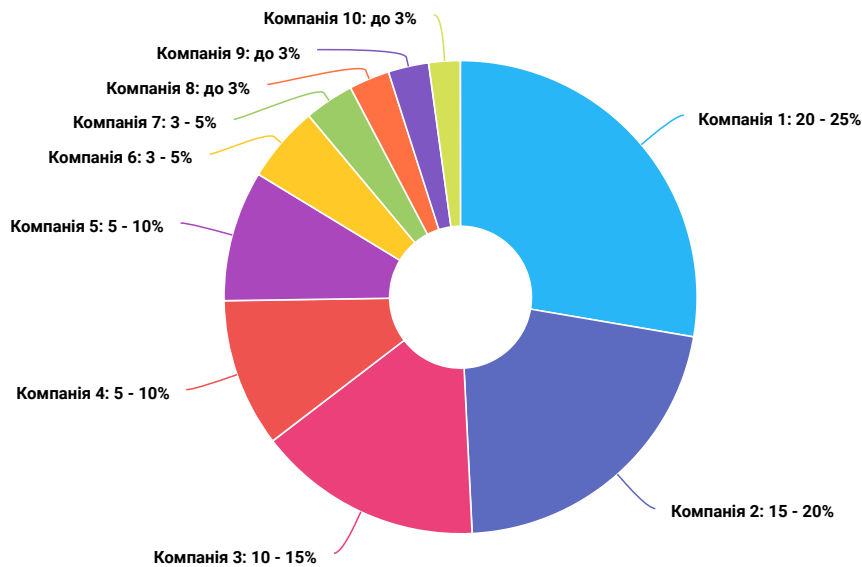
Country	Volume of imports, UAH	Counterparties (number)	Operations (number)
NOT SPECIFIED	55,000,000 - 60,000,000	45 - 50	100 - 150
DENMARK	25,000,000 - 30,000,000	30 - 35	55 - 60
EU	8,000,000 - 8,500,000	3 - 5	10 - 15
POLAND	550,000 - 600,000	3 - 5	5 - 10
SOUTH AFRICA	300,000 - 350,000	to 3	to 3

Country	Volume of imports, UAH	Counterparties (number)	Operations (number)
GERMANY	200,000 - 250,000	3 - 5	3 - 5
CHINA	150,000 - 200,000	to 3	to 3
NETHERLANDS	150,000 - 200,000	to 3	to 3
UNITED KINGDOM	up to 100,000	to 3	to 3
SLOVAKIA	up to 100,000	to 3	to 3

Top 10 counterparties, imports

THE VOLUME OF IMPORTS BY COUNTERPARTIES IN 2019

2019 2018 2017 2016 2015



Counterparties	Volume of imports, UAH	Operations (number)
Company 1 TRADING COUNTRY: NOT DETERMINED	20,000,000 - 25,000,000	5 - 10
Company 2 TRADING COUNTRY: NOT DETERMINED	15,000,000 - 20,000,000	30 - 35
Company 3 TRADING COUNTRY: DENMARK	10,000,000 - 15,000,000	to 3

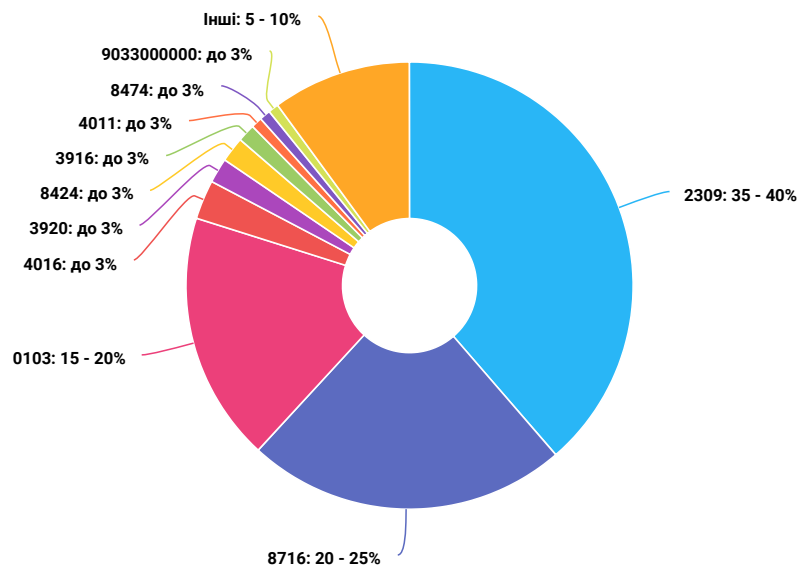
Counterparties	Volume of imports, UAH	Operations (number)
Company 4 TRADING COUNTRY: EU	8,000,000 - 8,500,000	5 - 10
Company 5 TRADING COUNTRY: NOT DETERMINED	7,000,000 - 7,500,000	10 - 15
Company 6 TRADING COUNTRY: DENMARK	4,000,000 - 4,500,000	to 3
Company 7 TRADING COUNTRY: DENMARK	2,500,000 - 3,000,000	5 - 10
Company 8 TRADING COUNTRY: NOT DETERMINED	2,000,000 - 2,500,000	3 - 5
Company 9 TRADING COUNTRY: NOT DETERMINED	2,000,000 - 2,500,000	3 - 5
Company 10 TRADING COUNTRY: DENMARK	1,500,000 - 2,000,000	to 3

Categories of goods, imports



THE VOLUME OF IMPORTS IN 2019

2019 2018 2017 2016 2015



UKTZED

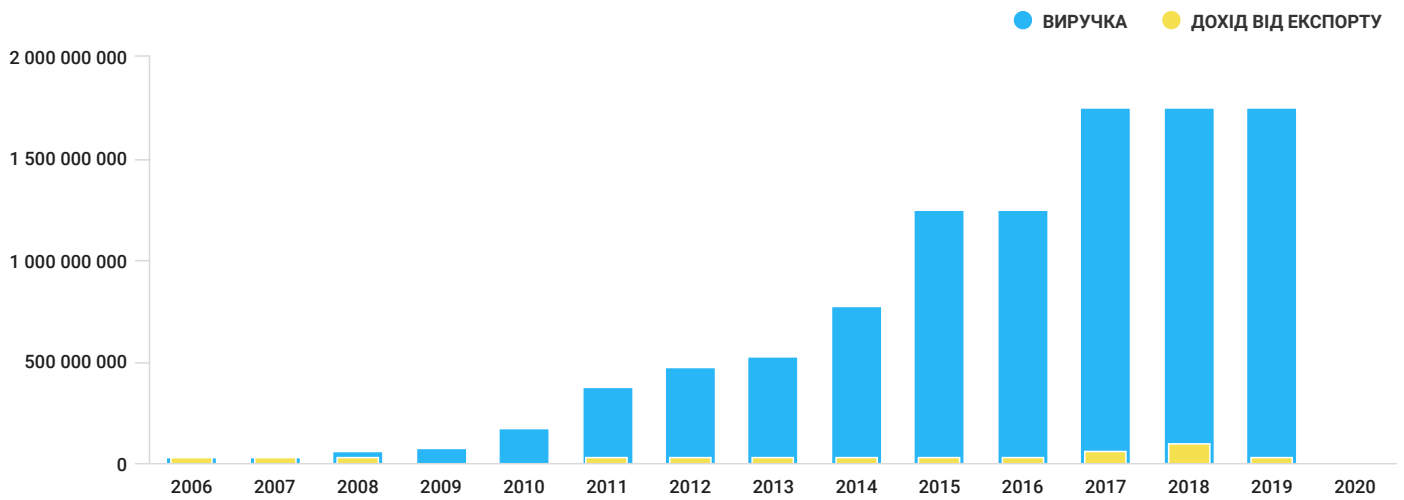
Description

Volume of imports, UAH

UKTZED	Description	Volume of imports, UAH
2309	Products used for animal feeding	35,000,000 - 40,000,000
8716	Trailers and semi-trailers; other non-self-propelled vehicles; their parts	20,000,000 - 25,000,000
0103	Pigs, alive	15,000,000 - 20,000,000
4016	Other articles of vulcanised rubber other than hard rubber	2,500,000 - 3,000,000
3920	Other plates, sheets, film, tapes and plates, of plastics, non-porous, non-reinforced, non-layered, without backing and not similarly combined with other materials	1,500,000 - 2,000,000
8424	Mechanical devices (with or without manual control) for spraying or dispersing liquid or powdery substances; fire extinguishers, charged or uncharged; sprayers and similar devices; sandblasting, steam blasting and similar metal devices	1,500,000 - 2,000,000
3916	Monofilaments with a maximum cross-section of more than 1 mm (monofilaments), bars, rods, shapes and sections, with treated or untreated surface, but without any other treatment, of polymeric materials	1,000,000 - 1,500,000
4011	Tires and tires pneumatic rubber new	750,000 - 800,000
8474	Equipment for sorting, screening, separating, washing, grinding, grinding, mixing or mixing soil, stones, ores or other minerals in the solid (including powdery and pasty) state; Equipment for agglomerating, forming or casting solid mineral fuels, ceramic pastes, uncured cement, gypsum materials or other mineral substances in powder or paste form; molding machines for the production of sand molds	750,000 - 800,000
9033000000	Parts and accessories of machines, appliances, tools or apparatus of Chapter 90, not elsewhere specified or included	700,000 - 750,000
Others	Types of goods: 92	9,500,000 - 10,000,000

Income, UAH





This type of analytics shows what share in the proceeds from the sale of the product are funds received from foreign economic activity.

According to this schedule, you can determine the level of dependence of the counterparty on the economic situation in the country and the risks associated with the termination of the possibility of conducting export-import operations.

*** Warnings for users!**

Analytical information of the section "Foreign Economic Activity" of the "YOUCONTROL" System is for guidance only. The formation of this information, the ordering and location of its components, as well as the construction of functional relationships between it and / or databases (compilations) created on its basis and / or other information - are the result of special software.

Analytical information in the section "Foreign Economic Activity" does not replace existing official information, does not establish any facts or circumstances that have legal significance and can not be used as expert, audit and other official opinions.

The use of this information by any persons to make managerial, legal, financial, organizational and any other decisions, actions (or inaction), is carried out by them solely at their own discretion and LLC "UG CONTROL" is not responsible for their consequences.