

TOB" АГРОФІРМА "ІМ. ДОВЖЕНКА"

**TOVARYSTVO Z OBMEZHENOIU VIDPOVIDALNISTIU "AHROFIRMA " IM. DOVZHENKA"**

✔ не перебуває в процесі припинення



Included in the group ?

"Astarta "















Share dossier

Мої нотатки

Lists 0

**Foreign economic activities\*****Important.** These data can be obtained automatically directly to your accounting system. [Find out more](#)**Operations with separate jurisdictions**

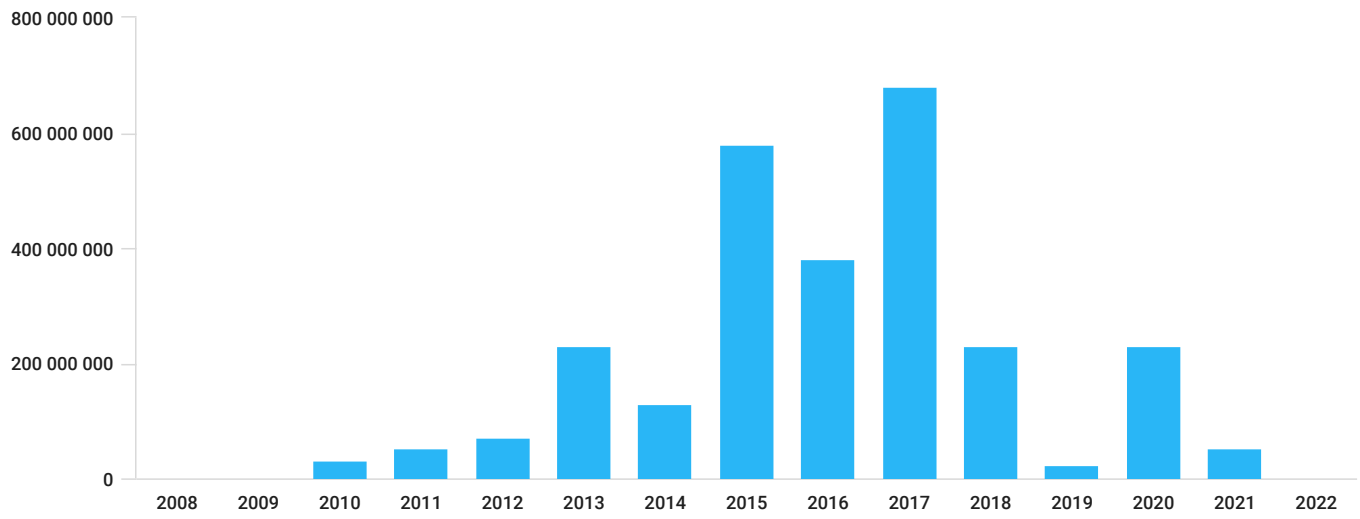
Country	Year of operations	Is on the list of the so-called offshore zones	Is on the list of countries under sanctions	
 Hong Kong	2013, 2016	Included	Not included	▼
 Qatar	2016	Included	Not included	▼
 Kyrgyz Republic	2015	Included	Not included	▼ ▲

Country	Year of operations	Is on the list of the so-called offshore zones	Is on the list of countries under sanctions	
 Cyprus	2012, 2013, 2014, 2015, 2016, 2017, 2018, 2019, 2020	Included	Not included	▼
 Lebanon	2017	Included	Included	▼
 United Arab Emirates	2012	Included	Not included	▼
 Panama	2012	Included	Not included	▼
 Singapore	2017	Included	Not included	▼
 Jordan	2012	Included	Not included	▼
 Kazakhstan	2015	Included	Not included	▼
 Israel	2016	Included	Not included	▼
 russian federation	2001, 2016	Included	Included	▼

## Exports



### EXPORT REVENUES




### Geography, export



EXPORT REVENUES IN 2010 P.

2021 2020 2019 2018 2017



NOT DETERMINED: more 95%

Country	EXPORT REVENUES	Contractors (quantity)	Operations (quantity)
NOT DETERMINED	25 000 000 - 30 000 000	5 - 10	20 - 25




## TOP-10 contractors, export



EXPORT REVENUES BY COMPANIES IN 2021 Y.

2021 2020 2019 2018 2017



Contractors	EXPORT REVENUES	Operations (quantity)
Company 1 TRADING COUNTRY: NOT DETERMINED	45 000 000 - 50 000 000	3 - 5
Company 2 TRADING COUNTRY: NOT DETERMINED	550 000 - 600 000	up to 3


## Categories of goods, export



EXPORT REVENUES IN 2021 Y.

2021 2020 2019 2018 2017



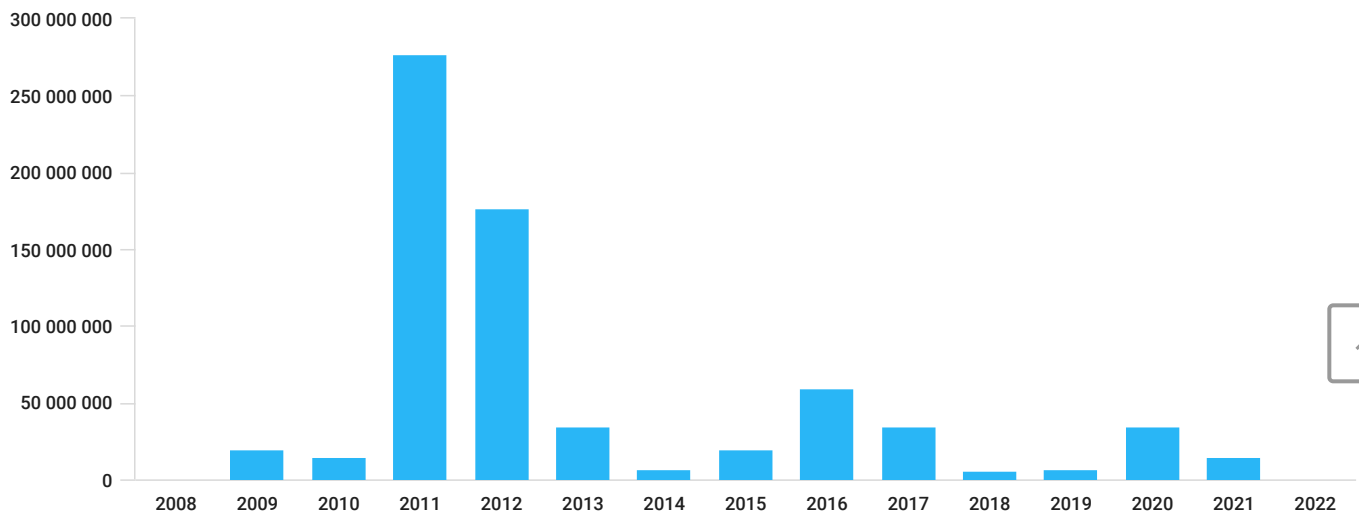


Ukrainian classification of commodities involved in FEA	Description	EXPORT REVENUES, UAH.
1005	Maize (corn)	45 000 000 - 50 000 000
8701	Tractors (other than tractors of heading 8709)	550 000 - 600 000

## Imports



### IMPORTS




## Geography, import



IMPORTS IN 2021 Y.

2021 2020 2019 2018 2017



NOT DETERMINED: more 95%

Country	Imports, UAH.	Contractors (quantity)	Operations (quantity)
NOT DETERMINED	10 000 000 - 15 000 000	up to 3	3 - 5


## TOP-10 contractors, import



IMPORTS BY COMPANIES IN 2021 Y.

2021 2020 2019 2018 2017






Contractors	Imports, UAH.	Operations (quantity)
Company 1 TRADING COUNTRY: NOT DETERMINED	10 000 000 - 15 000 000	up to 3
Company 2 TRADING COUNTRY: NOT DETERMINED	100 000 - 150 000	up to 3

### Categories of goods, import ▼

IMPORTS IN 2021 Y.

2021 2020 2019 2018 2017



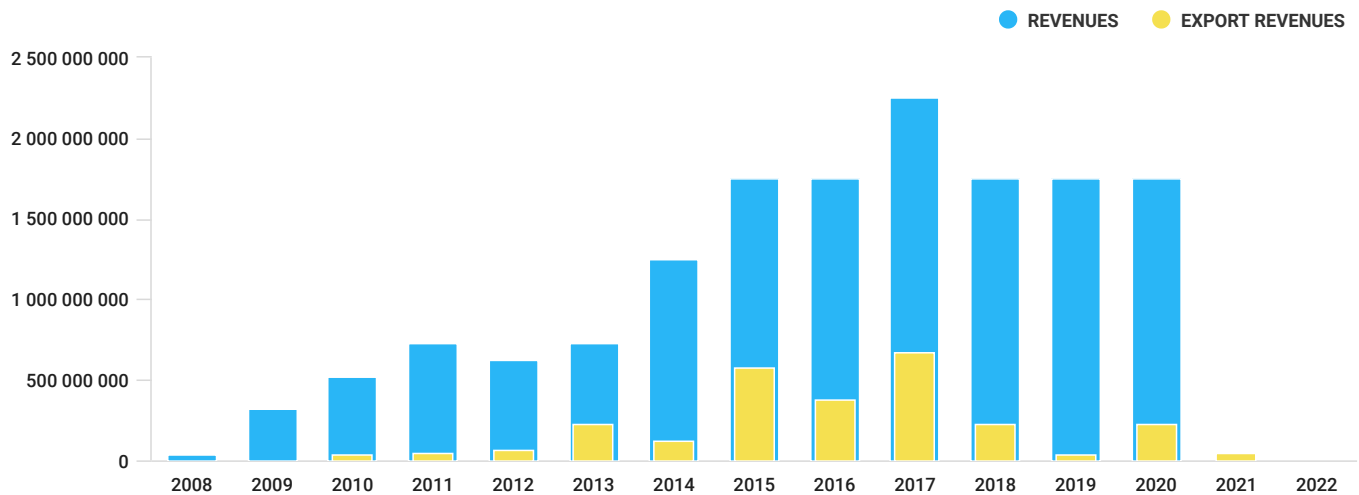


Ukrainian classification of commodities involved in FEA	Description	Imports, UAH.
2710	Petroleum oils and oils obtained from bituminous minerals, other than crude; preparations not elsewhere specified or included, containing by weight 70 % or more of petroleum oils or of oils obtained from bituminous minerals, these oils being the basic constituents of the preparations; waste oils	10 000 000 - 15 000 000
8431	Parts suitable for use solely or principally with the machinery of headings 8425 to 8430	100 000 - 150 000

**Income, UAH**







This analytical indicator shows the share of funds earned as a result of carrying out foreign economic activity in the revenues.

This diagram shows the level of contractor's dependence on the economic situation in the country and risks associated with the termination of export and import operations.

#### \* Note for users!

Analytical information of the "Foreign economic activity" section of the YOUCONTROL System is only advisory. The formation of this data, the streamlining and arrangement of its components, as well as the construction of functional links between it and/or databases (compilations) created on its basis, and/or other data is the result of the work of the special software.

Analytical information of the "Foreign economic activity" section does not replace the existing official information, does not establish any facts or circumstances of legal significance, and cannot be used as expert, auditing, and other official conclusions.

The use of this data by any persons for making managerial, legal, financial, organizational, and any other decisions, actions (or inaction) is carried out by them solely at its discretion, and YOUCONTROL LLC is not responsible for their consequences.

